

CAMBRIDGE



## Student's Book 1

Herbert Puchta

Günter Gerngross

Peter Lewis-Jones





**CAMBRIDGE**  
UNIVERSITY PRESS

University Printing House, Cambridge CB2 8BS, United Kingdom

Cambridge University Press is part of the University of Cambridge.

It furthers the University's mission by disseminating knowledge in the pursuit of education, learning and research at the highest international levels of excellence.

[www.cambridge.org](http://www.cambridge.org)

Information on this title: [www.cambridge.org/9780521148559](http://www.cambridge.org/9780521148559)

© Cambridge University Press 2012

This publication is in copyright. Subject to statutory exception and to the provisions of relevant collective licensing agreements, no reproduction of any part may take place without the written permission of Cambridge University Press.

First published 2012

15th printing 2015

Printed in Dubai by Oriental Press

*A catalogue record for this publication is available from the British Library*

ISBN 978-0-521-14855-9 Student's Book with DVD-ROM 1

ISBN 978-0-521-14857-3 Workbook 1

ISBN 978-0-521-22061-3 Teacher's Book 1

ISBN 978-1-107-66604-7 Teacher's Resource Book with Audio CD 1

ISBN 978-0-521-22136-8 Class Audio CDs 1

ISBN 978-0-521-22026-2 Flashcards 1

ISBN 978-0-521-14858-0 Classware and Interactive DVD-ROM 1

Cambridge University Press has no responsibility for the persistence or accuracy of URLs for external or third-party internet websites referred to in this publication, and does not guarantee that any content on such websites is, or will remain, accurate or appropriate. Information regarding prices, travel timetables, and other factual information given in this work is correct at the time of first printing but Cambridge University Press does not guarantee the accuracy of such information thereafter.



Herbert Puchta Günter Gerngross Peter Lewis-Jones

# SUPER Minds

Student's Book 1



CAMBRIDGE  
UNIVERSITY PRESS



# Map of the book

## Friends (pages 4–9)

Vocabulary	Grammar	Story and value	Thinking skills
Greetings Numbers 1–10 Colours	<i>What's your name?</i> <i>I'm (Thunder).</i> <i>How old are you?</i> <i>I'm (seven).</i>	<i>Meet the Super Friends</i> Making friends	<ul style="list-style-type: none"> <li>Matching</li> </ul>

▶ **Song:** A, B, C, D, E, F, G

## 1 At school (pages 10–21)

Vocabulary	Grammar	Story and value Phonics	Skills	Thinking skills	English for school
Classroom objects	<i>What's this? It's a (pencil).</i> <i>Is it a pen? Yes, it is. / No, it isn't.</i> <i>Open your book, please.</i>	<i>Watch out, Flash!</i> Helping each other The letter sound <i>a</i>	<ul style="list-style-type: none"> <li>Listening</li> <li>Reading, speaking and writing</li> </ul>	<ul style="list-style-type: none"> <li>Matching</li> <li>Hypothesising and predicting</li> </ul>	<b>Art:</b> Colours

▶ **Song:** What's this?

▶ **Creativity**

▶ **Revision**

## 2 Let's play! (pages 22–33)

Vocabulary	Grammar	Story and value Phonics	Skills	Thinking skills	English for school
Toys	<i>What's his/her name?</i> <i>His/Her name's (Ben/Sue).</i> <i>What's his/her favourite toy?</i> <i>How old is he/she?</i> <i>It's a (new kite).</i> <i>It's an (ugly monster).</i>	<i>The go-kart race</i> Fair play – cheating is wrong The letter sound <i>e</i>	<ul style="list-style-type: none"> <li>Reading</li> <li>Listening, speaking and writing</li> </ul>	<ul style="list-style-type: none"> <li>Comparative thinking</li> <li>Analysis of statements</li> <li>Hypothesising</li> </ul>	<b>Maths:</b> Tangrams

▶ **Song:** Hey, Emma! What's your favourite toy?

▶ **Creativity**

▶ **Revision**

## 3 Pet show (pages 34–45)

Vocabulary	Grammar	Story and value Phonics	Skills	Thinking skills	English for school
Animals	<i>The (lizard) is in/on/under the (bag).</i> <i>I like / don't like (dogs).</i>	<i>The spider</i> Being brave The letter sound <i>i</i>	<ul style="list-style-type: none"> <li>Reading, listening and writing</li> <li>Speaking</li> </ul>	<ul style="list-style-type: none"> <li>Matching</li> <li>Applying world knowledge</li> </ul>	<b>Science:</b> Camouflage

▶ **Song:** Look at the spiders

▶ **Creativity**

▶ **Revision**

## 4 Lunchtime (pages 46–57)

Vocabulary	Grammar	Story and value Phonics	Skills	Thinking skills	English for school
Food	<i>I've got / haven't got a (sandwich).</i> <i>Have we got any (cheese)?</i> <i>Yes, we have. / No, we haven't.</i>	<i>The pizza</i> Waiting your turn The letter sound <i>o</i>	<ul style="list-style-type: none"> <li>Listening and writing</li> <li>Reading and speaking</li> </ul>	<ul style="list-style-type: none"> <li>Categorising</li> <li>Applying world knowledge</li> <li>Predicting</li> </ul>	<b>Science:</b> Fruit and veg

▶ **Song:** Tommy's in the kitchen

▶ **Creativity**

▶ **Revision**



5 Free time (pages 58–69)					
Vocabulary	Grammar	Story and value Phonics	Skills	Thinking skills	English for school
Days of the week	<i>I (watch TV) on (Sundays). Do you (play football) at the weekend? Yes, I do. / No, I don't.</i>	<i>We're lost! Asking for help when you need it The letter sound u</i>	<ul style="list-style-type: none"> <li>• Listening</li> <li>• Reading, speaking and writing</li> </ul>	<ul style="list-style-type: none"> <li>• Interpreting and understanding</li> </ul>	<b>Social science:</b> Be healthy!
▶ Song: It's a busy, busy week			▶ Creativity	▶ Revision	

6 The old house (pages 70–81)					
Vocabulary	Grammar	Story and value Phonics	Skills	Thinking skills	English for school
The home	<i>There's a (monster). There are (four cats). Is there a (plane)? Are there any (rats)? How many (cars) are there?</i>	<i>At the house Looking after your friends The letter sound h</i>	<ul style="list-style-type: none"> <li>• Reading</li> <li>• Listening and writing</li> </ul>	<ul style="list-style-type: none"> <li>• Interpreting pictures</li> <li>• Applying world knowledge</li> <li>• Matching</li> </ul>	<b>Geography:</b> Habitats
▶ Song: In my little house			▶ Creativity	▶ Revision	

7 Get dressed (pages 82–93)					
Vocabulary	Grammar	Story and value Phonics	Skills	Thinking skills	English for school
Clothes	<i>Do you like this (hat) / these (shoes)? (Olivia)'s wearing (a red sweater). Is he/she wearing (a blue T-shirt)? Yes, he/she is. / No, he/she isn't.</i>	<i>The cap Saying Sorry The letter sounds sp and st</i>	<ul style="list-style-type: none"> <li>• Reading</li> <li>• Speaking, listening and writing</li> </ul>	<ul style="list-style-type: none"> <li>• Interpreting visual information</li> <li>• Selecting information</li> <li>• Applying world knowledge</li> </ul>	<b>Science:</b> Materials
▶ Song: I'm a cool, cool cat			▶ Creativity	▶ Revision	

8 The robot (pages 94–105)					
Vocabulary	Grammar	Story and value Phonics	Skills	Thinking skills	English for school
The body	<i>I can/can't stand on one leg. He/She can/can't (skip). Can you (swim)? Yes, I can. / No, I can't.</i>	<i>The problem Teamwork The letter sound g</i>	<ul style="list-style-type: none"> <li>• Listening and speaking</li> <li>• Reading and writing</li> </ul>	<ul style="list-style-type: none"> <li>• Problem solving</li> <li>• Identifying</li> </ul>	<b>Science:</b> The skeleton
▶ Song: Can you guess who we are?			▶ Creativity	▶ Revision	

9 At the beach (pages 106–117)					
Vocabulary	Grammar	Story and value Phonics	Skills	Thinking skills	English for school
Holidays	<i>Let's (play the guitar). Where's the (blue book)? Where are the (orange books)?</i>	<i>The top of the hill Modesty The letter sounds ee and ea</i>	<ul style="list-style-type: none"> <li>• Reading, listening and writing</li> <li>• Speaking</li> </ul>	<ul style="list-style-type: none"> <li>• Inferring meaning</li> <li>• Interpreting visual information</li> </ul>	<b>Geography:</b> Holiday weather
▶ Song: Let's go to the beach			▶ Creativity	▶ Revision	



# Friends

1 CD1  
02

Listen and look. Then listen and say the words.



1 Whisper

2 Thunder

3 Misty

4 Flash

2 CD1  
03

Listen and chant.

Hi, I'm Whisper.  
What's your name?  
Hi, I'm Thunder.  
What a nice name!

Hi, I'm Flash.  
What's your name?  
Hi, I'm Misty.  
What a nice name!



1 CD1  
04

Listen and point to the numbers.



2 CD1  
05

How old are the Super Friends? Listen and write.



3

Ask and answer.



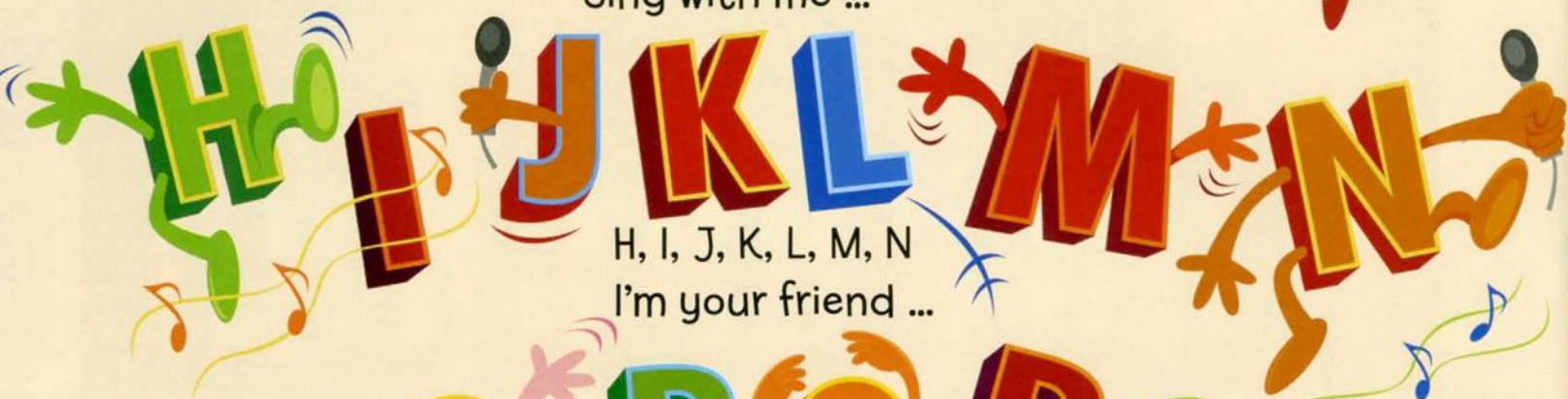


Listen and sing.



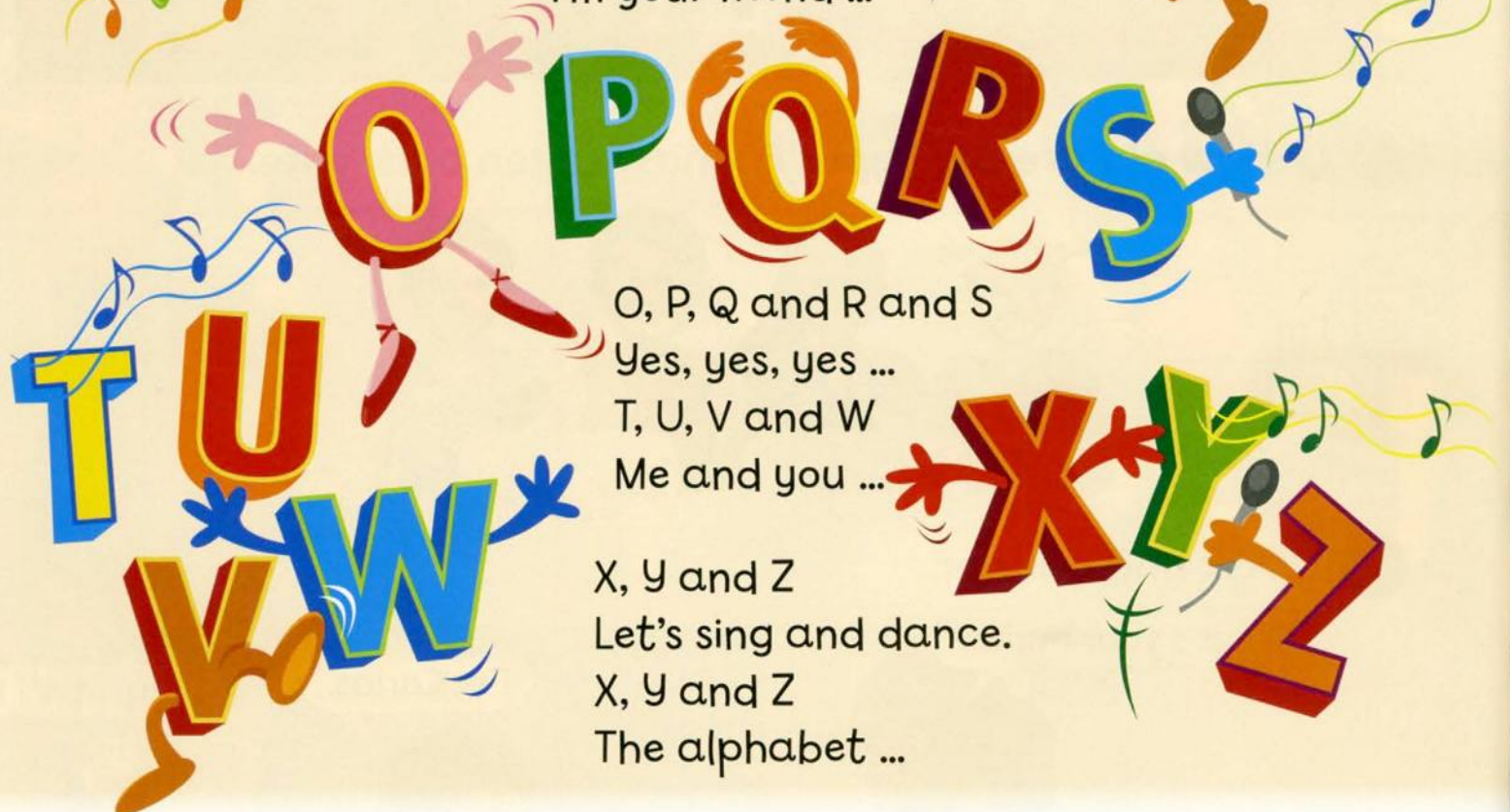
A, B, C, D, E, F, G

Sing with me ...



H, I, J, K, L, M, N

I'm your friend ...



O, P, Q and R and S

Yes, yes, yes ...

T, U, V and W

Me and you ...

X, Y and Z

Let's sing and dance.

X, Y and Z

The alphabet ...

2

Say the alphabet.

A

B



1 CD1 08


Listen and point to the balloons.



2 CD1 09

Listen and colour. Then follow the lines and say.


1



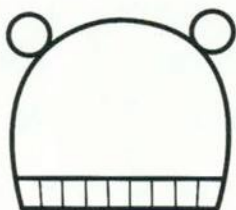
2



3




4



a



b



c




d







# Meet the Super Friends







**2 Think!** Read and number the pictures.

1 Look at me!

2 My turn. Look!

3 I'm Tabby.



4 How old are you?

5 No. Listen to me!




# 1

# At school

CD1  
12

Listen and look. Then listen and say the words.



CD1  
13

Listen and chant.

Hey, Flash! Hey, Flash!  
Come back, come back!

Your ruler, your rubber,  
Your pencil, your book,  
Your pen,  
And your pencil case.

Hey, Flash! Hey, Flash!  
Close your bag, close your bag!

Your ruler, your rubber,  
Your pencil, your book,  
Your pen,  
And your pencil case.



1 CD1 14 Listen and number the pictures.



2 CD1 15 Grammar focus Listen and say.

What's this?  
No, it isn't.  
Yes, it is.

It's a pencil.  
Is it a pen?



3 Play the guessing game.





What's this?

Look at the desk,  
Look at the desk,  
The desk is in a mess!

Is it your pen?  
Is it your book?  
Is it your pencil case?

Yes or no?  
Tell me, Joe.

It isn't my pen.  
It isn't my book.  
It isn't my pencil case.  
Oh no, no!  
No, no, no!

Look at the desk ...





1 CD 1  
19

Sticker

Listen and stick.  
Then write the words.

pen book bag desk


1 Sit at your \_\_\_\_\_, please.




2 Open your \_\_\_\_\_, please.



3 Close your \_\_\_\_\_, please.



4 Pass me a \_\_\_\_\_, please.

2 CD 1  
20

Grammar  
focus

Listen and say.

Open your book, please.  
Sit at your desk, please.

Pass me a ruler, please.  
Close your bag, please.



3

Play the chain game.

Open your ...






Pass me ...





# Watch out, Flash!







2 Think! Find and circle the same pictures in the story.



3 Find who says ... My bag!



4 CD 1 23 Listen and say.



A fat rat in a black bag.





1 CD 1 25

Listen and draw lines.



Sam



Fred



Kim



Mia



Jane

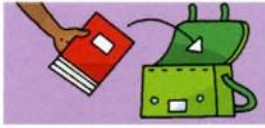


## Skills

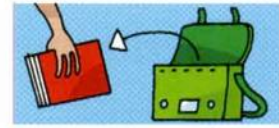
1

Read and circle the correct pictures.


1




Put away your book, please.



2



Take out your ruler, please.



3



Pass me a pencil, please.



4



Open your bag, please.



2

Ask and answer.

What's number 1?

It's a bag.

1



2



3



4



5



6



3

Draw and write about your bag.



This is my bag.  
It is green and blue.



1

Read and answer the questions.

- a There are three primary colours. What are they?



- b Look at your classroom. What objects are blue, red or yellow?



2

Look and read. Mix the colours to make new colours.

We mix the primary colours to make new colours. These are called secondary colours.



purple



green



orange



- 1 Look at the picture. Read and answer.



- a Find the primary colours. What are they?
- b Find the secondary colours. Do you remember how to make them?

- 2 **Think!** When you mix white with a different colour, the colour gets lighter. Look, think and colour.



- 3 **Project** Make your own picture.





Do that!

1

CD 1  
27

Listen and act out with your teacher. Then listen again and number the pictures.



2

Read and number the sentences from the story.



Look down and catch it.



Turn around.



Take out your pencil case.



Stand up.



Put the pencil case on your head.



Stretch.

3

Listen to your friend and act out.

Put the ruler on your head.





1

Make a poster.

# Colours at school

- a Write the colour words on your poster.



- b Think of school objects and find pictures in different colours.



- c Cut out the pictures and stick them on your poster.



2

Count the school objects. Close your eyes.  
What colour are they?

There are nine pencils. Two are blue and two are red ...



# 2

# Let's play!

1 CD 1  
28

Listen and look. Then listen and say the words.

1 kite



2 doll



3 monster



4 plane



**Go-kart  
race**



**Sports centre**  
1 team – 1 go-kart

5 computer game



6 train



7 car



9 bike



10 go-kart



8 ball



2 CD 1  
29

Listen and chant.

Toy shop, toy shop,  
Let's go to the toy shop.  
Look!

A doll, a car, a bike, oh yes,  
A go-kart and a train,

A ball, a computer game,  
A monster and a plane.

Yes.

And there's a kite!  
That's right!





Listen and stick.



Sophie



Alex



Olivia



Mark



Grammar  
focus

Listen and say.



What's his name?

His name's Ben.

How old is he?

He's seven.

What's his favourite toy?

His favourite toy's his ball.

What's her name?

Her name's Lisa.

How old is she?

She's six.

What's her favourite toy?

Her favourite toy's her doll.



Ask and answer.



What's ... ?



How ... ?

What's his / her ... ? How old is he / she?



Hey, Emma! What's your favourite toy? ...

My favourite toy isn't a plane.  
It isn't a kite or a computer game.  
My favourite toy!

Hey, Mike! What's your favourite number? ...

My favourite number isn't three.  
Can you find it? Look at me!  
My favourite number!

Hey, Emma! What's your favourite toy? ...

My favourite toy ...  
My favourite toy's a go-kart.  
That's smart!

Hey, Mike! What's your favourite number? ...


My favourite number ...  
My favourite number's eight.  
That's great!






CD 1  
35


Listen and number the pictures.




A long blue train.




A short red train.



A big green ball.




A small yellow ball.




An ugly purple monster.



A beautiful orange monster.



An old black go-kart.



A new pink go-kart.

CD 1  
36Grammar  
focus


Listen and say.

It's a new kite. It's an ugly monster.




3

Draw a toy. Ask and answer.






# The go-kart race









**2** **Think!** Read and number the go-karts.

1 A small go-kart.

2 An old go-kart.

3 A big go-kart.



**3** Find who says ...

This is Ben from  
the Red team.



**4** **CD 1**  
**40** Listen and say.



Ken and his ten red pens.

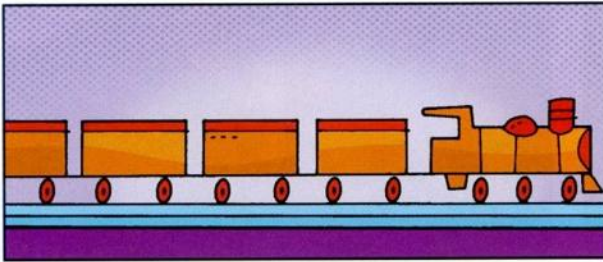




1


Look and read. Tick (✓) or cross (X) the box.

1




It's a long train. ☐

2



It's a new kite. ☐

3




It's a big boat. ☐

4




It's an ugly doll. ☐

5



It's an old bike. ☐

6



It's a short train. ☐



## skills

1 CD 1  
43

Listen and write the names.

Beep Dino Nessie Star

1





2




3




4




2

Ask and answer.



What's your favourite  
toy?  
colour?  
number?

My favourite ...

3

Draw and write about your favourite toy.

My favourite things.  
My favourite toy is my blue doll.





# Tangrams

1 CD 1  
44

**Listen and look at the shapes.**

Can you see them in your classroom?



1

triangle



2

square



3

circle



4

parallelogram



5

rectangle

My book is a rectangle.




2

**Read and answer.**

The tangram is an old Chinese toy.  
Look at the tangram. What shapes can you see? What shapes can't you see?

I can see a square. I can't see a circle.





3

**Think!**

**Look at the tangrams. What shapes are missing?**

The blue triangle is missing.








1

Page  
125

## Project Make a tangram.

- a Use your tangram to make the pictures.



- b Use your tangram to make a new picture.





Create that!

1


CD 1  
46

Listen and imagine. Then draw your picture.



2

Show your picture to your friends.









# 3

# Pet show

1 CD 1  
47

Listen and look. Then listen and say the words.



2 CD 1  
48

Listen and chant.

Pet show, pet show,  
Look at all the pets.

Whisper and his spider,  
Daisy and her dog,  
Lenny and his lizard,  
Sandra and her frog.

Donnie and his duck,  
Katie and her cat,  
Thunder and his elephant,  
Misty and her rat.

Pet show, pet show,  
Look at all the pets ...



1 CD 1  
49  
Sticker

Listen, read and stick.



The green frog is on the desk.



The yellow frog is in the desk.



The red frog is under the desk.

2 CD 1  
50

Grammar focus

Listen and say.

The lizard is 

in
on
under

 the bag.



3 Play the description game.

The spider ...

Number ...





Listen and sing.



Look at the spiders,

Look at the rats,

Look at the lizards,

And look at the cats!



Look at the elephants,



Look at the dogs,

Look at the ducks,


And look at the frogs!

Spiders, cats,

Lizards and rats.

Ducks, dogs,

Elephants and frogs.




2

Look at the picture. Count the animals. Where are they?

Six spiders are on the pencil case.



1 CD 1 53 Listen and point to the pictures.



2 CD 1 54 Listen and circle what the spider says.



- |   |  |  |  |
|---|--|--|--|
| 1 |  |  |  |
| 2 |  |  |  |
| 3 |  |  |  |
| 4 |  |  |  |

3 CD 1 55 **Grammar focus** Listen and say.

- I like dogs.
 I like dogs too.
 I don't like dogs.




4 Ask and answer.





# The spider








## 2 Read and circle yes or no.

- |   |   |          |
|---|---|----------|
| 1 | In picture one Flash and Whisper like the spider.           | yes / no |
| 2 | In picture three the spider is under the table.             | yes / no |
| 3 | In picture four the spider is clever.                       | yes / no |
| 4 | In picture eight Misty, Thunder and Flash like the spiders. | yes / no |

## 3 Find who says ... Touch him, Misty.



## 4 Listen and say.



This is Tim and his silly sister Kim.





skills

1

Think!

Read and circle the correct picture.

# Pet Show

Come and see the cats, dogs, rats, ducks and lizards.



2 CD 1  
61  
Sticker

Listen and stick.



3

Write about the animals you like and don't like.

I like rats and ducks. Ducks are my favourite!  
I don't like dogs.



## skills

1

Sticker

Listen to your teacher and stick.



2

Look and say.

The cat is ...



# Camouflage

1 What colours are the animals? Ask and answer.

What colour is the snake?

The snake is green and black.



snake




crocodile



butterfly



tiger



giraffe

2 What animals are in the pictures? There's a ... in picture 1!





3 Say why it is difficult to see the animals.

The crocodile is green and the water is green.




1 **Think!** Where do the animals hide?

Tigers hide in tall grass.




2 **Project** Draw a camouflage. Show it to your friends.





Listen and act out with your teacher. Then listen again and number the pictures.



2

Read and number the sentences from the story.

- |  |   |  |
|--|---|--|
| <input type="checkbox"/> Hug the little dog.     | <input type="checkbox"/> Listen.                            | <input type="checkbox"/> Go to the door. |
| <input type="checkbox"/> He's cold. Pick him up. | <input type="checkbox"/> There's a little dog under a tree. |  |
| <input type="checkbox"/> Open the door.          |   |  |

3

Listen to your friend and act out.

There's a big spider under your book!





# Quiz time



- 1 This is \_\_\_\_\_.  
**a** a spider **b** a frog **c** a lizard

- 2 The cat is \_\_\_\_\_ the bag.  
**a** on **b** in **c** under



- 3 I \_\_\_\_\_ rats.  
**a** like **b** don't like

- 4 There are \_\_\_\_\_ ducks in the song.  
**a** seven **b** eight **c** nine



- 5 Whisper's pet is \_\_\_\_\_.  
**a** a rat **b** a spider **c** a frog

- 6 Circle the word with the different sound.  
**a** Tim **b** him **c** spider



- 7 This is \_\_\_\_\_.  
**a** a log **b** a leaf **c** grass

- 8 Tigers are \_\_\_\_\_.  
**a** orange, white and black  
**b** red, yellow and brown  
**c** orange, black and brown





# 4


# Lunchtime



1

CD 2  
02

Listen and look. Then listen and say the words.



2

CD 2  
03

Listen and chant.

Lunchtime! Lunchtime!  
What's for lunch?

I don't like chicken,  
And I don't like cheese.  
I don't like pizza,  
And I don't like peas.

Lunchtime! Lunchtime!  
What's for lunch?


Oh, I like apples,  
And I like steak.  
Oh, I like carrots,  
And I like cake!  
Yummy!



# 1 Read and draw lines.



I've got a sandwich and an apple.




I've got a sandwich and a banana.



I've got pizza and a banana. I haven't got an apple.



I've got pizza and an apple. I haven't got a banana.




2 CD 2 04

Grammar focus

Listen and say.

I've got a sandwich and an apple.  
I haven't got a banana.




3

Sticker

Choose your lunch. Find a friend with the same lunch.

I've got ...

Me too!



I've got / I haven't got ...



# Listen and sing.

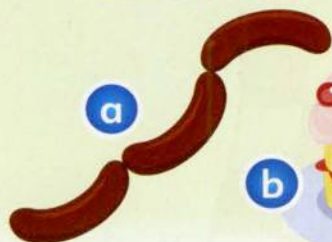
Tommy's in the kitchen,  
Come and take him out!  
Tommy's in the kitchen,  
Come and take him out!

I've got an apple in my sandwich.  
I've got milk on my peas.  
I've got juice on my sausage.  
Help! Oh, help me, please!

Tommy's in the kitchen ...

I've got carrots on my pizza.  
And a banana on my cheese.  
I've got chicken with my cake.  
Help! Oh, help me, please!

Tommy's in the kitchen ...





Listen again and draw lines to match Tommy's food.




1 CD 2 09 Listen and tick (✓) or cross (X) the box.

1



2

2 CD 2 10

**Grammar focus**

Listen and say.

Have we got any cheese?

Yes, we have.

No, we haven't.



3

Ask and answer.


Have we got any ... ?



Have ... got any ... ?



# The pizza







2 Read and tick (✓) or cross (X).

Who says ... ?				
I've got pizza.				
I've got an apple.				
I've got a sausage.				
I've got peas.				
I've got a banana.				

3 Find who says ...

Sorry, we haven't got pizza.



4 CD2 13 Listen and say.



Polly stops at the shop for a hot dog.





1 CD 2 15

Listen and say the numbers.



eleven



twelve



thirteen



fourteen



fifteen



sixteen



seventeen



eighteen



nineteen



twenty

2 CD 2 16

Listen and complete the shopping list.



Shopping list

12 apples

3

Write a shopping list.

Shopping list

13 steaks

4

Listen to your partner's list and write it down.  
Check your list.



## Skills

1

Look and read. Write yes or no.



- 1 Mark: I've got eleven sausages in my basket. \_\_\_\_\_
- 2 Tony: I've got fourteen apples in my basket. \_\_\_\_\_
- 3 Lynn: I haven't got any bananas in my basket. \_\_\_\_\_
- 4 Mark: I've got chicken in my basket. \_\_\_\_\_
- 5 Tony: I've got a cheese sandwich in my basket. \_\_\_\_\_
- 6 Lynn: I've got twelve carrots in my basket. \_\_\_\_\_

2

Draw your basket. Say what's in it.






1

Look at the fruit and vegetables. Which are your favourites?

It is important to eat fruit and vegetables to be healthy.

Pears are my favourite fruit.

Corn is my favourite vegetable.



2

Think!

Look and stick. Are they fruit or vegetables?

Sticker




# learn and think

**1 Think!** Where do they grow? Follow the lines and say.

Onions grow in the ground.

Coconuts grow on trees.



tree



tree



plant




ground



plant

**2 Project** Make a fruit and vegetable diary.

How many fruits and vegetables do you eat every day?



	Day 1	Day 2	Day 3	Day 4	Day 5	Day 6	Day 7
fruit							
vegetables							





Listen and imagine. Then draw your picture.



2

Write about your picture. Then listen to your friends and guess.



Hi, I'm Pop. I'm a monster. Here's my sandwich.  
I've got a plane, a train and a go-kart in it. Yummy!



# The lunchbox game

4

I've got a ...

fruit






























vegetable

sandwich

drink

Dice 1

Dice 2



Dice 1							
	↓	1	2	3	4	5	6
1		Sorry, no food.				Sorry, no food.	
2				Sorry, no food.			
3		Sorry, no food.				Sorry, no food.	
4							Sorry, no food.
5			Sorry, no food.				
6					Sorry, no food.		



1 CD2  
18

Listen and look. Then listen and say the words.

## This week

1	Monday	School	6	Saturday		Football match
2	Tuesday	School	7	Sunday		Trip to the lake
3	Wednesday	School				
4	Thursday	School				
5	Friday	School				

2 CD2  
19

Listen and chant.

Hurray, hurray!  
 School on Monday,  
 School on Tuesday,  
 School on Wednesday,  
 Thursday, Friday.

On Saturday and Sunday,  
 More time to play.

School is cool.  
 Hurray, hurray!



1 CD 2  
20

Listen and stick.

Sticker

Sandra	Pat	Maria	Oliver	Bill

2 CD 2  
21Grammar  
focus

Listen and say.

I go swimming on Mondays.  
I play football on Saturdays.



3

Ask and answer.





Listen and sing.



It's a busy, busy, busy, busy,  
Busy, busy, busy week ...

On Mondays we go swimming.

On Tuesdays we play ball.

On Wednesdays and on Thursdays,  
We play computer games.



On Fridays we play football.

On Saturdays we sing.

On Sundays we play hide-and-seek.

Oh, what a busy week!

It's a busy, busy, busy, busy,  
Busy, busy, busy week ...



Oh, yeah!

Point to the pictures and say the day of the week.

It's Friday.



1 CD 2 25 Listen and circle the answer.

Do you watch TV at the weekend?



Yes, I do.



No, I don't.

Do you play computer games at the weekend?



Yes, I do.



No, I don't.

2 CD 2 26

**Grammar focus**

Listen and say.

Do you watch TV at the weekend?

Yes, I do.

No, I don't.







3 Play the question game.






# We're lost!







2 **Think!** Look at the picture and choose the correct sentence.



- 1 Are you OK?
- 2 Come with me.
- 3 Here you are.
- 4 I'm lost.

3 Find who says ... This isn't much fun.



4  Listen and say.



Mum jumps in the mud with the ducks.





1 CD 2 31

Look at the picture. Listen and write a name or a number.



- 1 What is the name of Mark's school? \_\_\_\_\_
- 2 What is the name of Mark's brother? \_\_\_\_\_
- 3 What is the name of Mark's teacher? \_\_\_\_\_
- 4 How many days do Mark and his friends play football? \_\_\_\_\_
- 5 How many days do Mark and his friends go swimming? \_\_\_\_\_
- 6 How many days do Mark and his friends play computer games? \_\_\_\_\_





### My perfect week

On Mondays  
I play with friends.



On Tuesdays  
I ride my bike.



On Wednesdays  
I play computer games.



On Thursdays  
I play with toys.


On Fridays  
I go swimming

On Saturdays and Sundays  
I watch TV and sleep.

That's my perfect week.



My perfect week  
On Mondays  
I watch TV ...







Listen and read. Ask and answer.

**For a healthy life, it is important to:**

- Have fun
- Eat healthy food
- Keep fit
- Do sport
- Learn new things
- Sleep

1 How do you have fun?

I play with my friends.

2 How do you keep fit?

3 How do you learn new things?

2

Look at the pictures and draw lines.



healthy

unhealthy





# 1 Project Do the class survey.

- a Ask and answer.  
Tick (✓) the  
boxes.

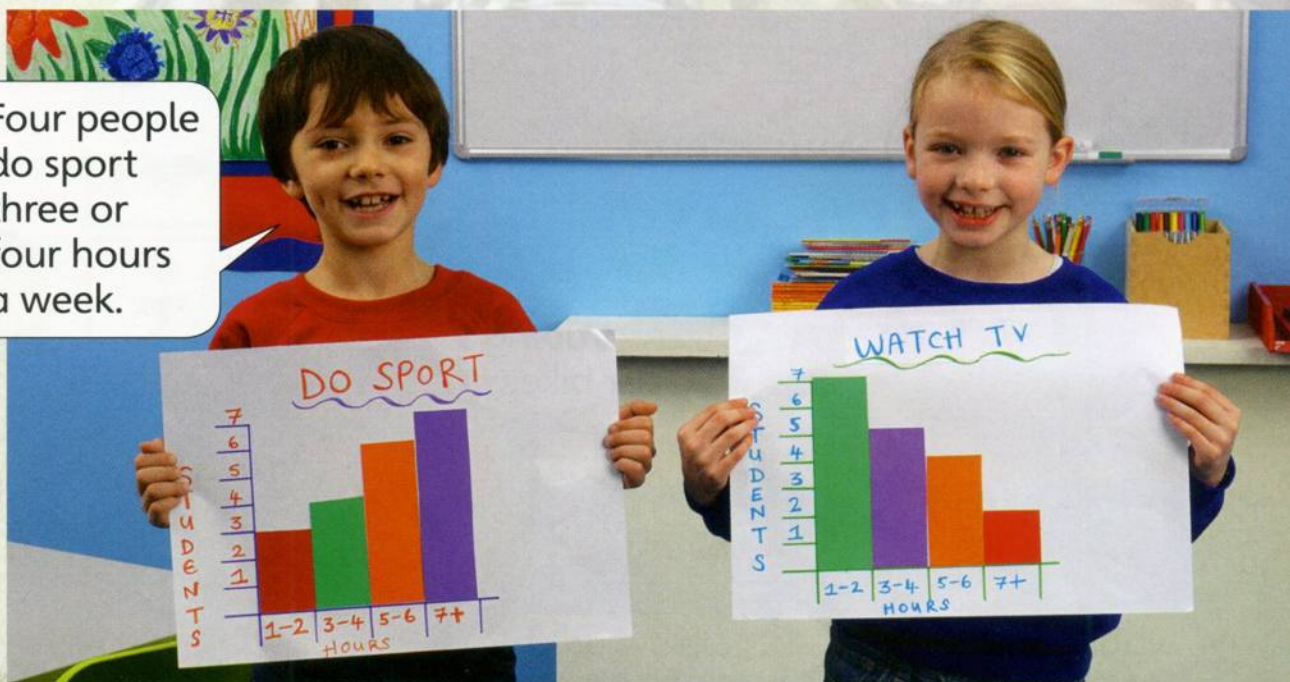
How many  
hours a  
week do  
you do  
sport?

I do sport  
four hours  
a week.

How many hours a week do you ...	1-2 hours	3-4 hours	5-6 hours	7+ hours
do sport?				
watch TV?				
play with friends?				
read books?				
play computer games?				

- b Make a bar chart and show it to your friends.

Four people  
do sport  
three or  
four hours  
a week.





Listen and act out with your teacher. Then listen again and number the pictures.



2

Read and number the sentences from the story.

- |  |  |
|--|--|
| <input type="checkbox"/> Oh no! Cover your ears. | <input type="checkbox"/> Start playing the piano.        |
| <input type="checkbox"/> Sit down at the piano.  | <input type="checkbox"/> Put it on the floor.            |
| <input type="checkbox"/> Open the piano.         | <input type="checkbox"/> Look! Your cat is in the piano. |

3

Listen to your friend and act out.

Start riding your bike.





1

Make a poster.

# Our week

a

Write the days of the week on your poster.



b

Think of things you do in the week and find pictures.



c

Cut out the pictures and stick them on your poster.



2

Look at the posters. Ask and answer.

I play football. What day of the week is it?

It's Tuesday.



# 6

# The old house

1

CD 2  
35

Listen and look. Then listen and say the words.



2

CD 2  
36

Listen and chant.

Let's go to the old house,  
The old house, the old house.  
Let's go to the old house,  
Let's go now!

What's in the bedroom?  
What's in the bathroom?  
What's in the kitchen?  
Let's find out!

What's in the living room?  
What's in the dining room?  
What's in the cellar?  
Let's find out!

Down the stairs,  
Open the door,  
Aagh!



1 CD 2  
37

Listen and match the monsters with their bedrooms.

2 CD 2  
38Grammar  
focus

Listen and say.

There's a monster.

There are four cats.



3

Think!

Play the description game.

There's a monster and there ...

Number ...





Come on, come on and see me,  
In my little house.  
There are lots of lovely animals,  
In my little house.

There's a cat in the living room.  
There's a spider in the kitchen.  
There are seven crocodiles,  
In my lovely bathroom.

Come on, come on and see me ...

There's a snake in the cellar.  
There's a lizard in my bedroom.  
There are tigers, lots of tigers,  
In my lovely garden.

Come on, come on and see me ...





1 CD2  
43

Sticker

Listen, look and stick.



- |                             |  |
|-----------------------------|--|
| 1 Is there a park?          |  |
| 2 Are there any bikes?      |  |
| 3 Are there any dogs?       |  |
| 4 How many ducks are there? |  |

2 CD2  
44Grammar  
focus

Listen and say.

Is there a plane?  
Are there any rats?  
How many cars are there?

Yes, there is.  
No, there aren't.  
There are four cars.



3

Look at Activity 1 again. Ask and answer.

Is there a ... ?

Yes, there is.

1



2



3



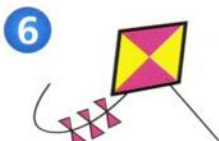
4



5



6



7






8




Is / Are there ... ? How many ... ?



# At the house







2 Make sentences with a friend.

In picture one there's a house.

In picture three there are eight stairs.

3 Find who says ...

Help!



4 CD 2 47 Listen and say.




Harry's hall is full of hats.



**1**

Look, read and write *a*, *b*, *c* or *d*.



- 1 There are fifteen pencils. \_\_\_\_\_
- 2 There are five trains. \_\_\_\_\_
- 3 There are seven cars. \_\_\_\_\_
- 4 There are four spiders. \_\_\_\_\_
- 5 There are fourteen balls. \_\_\_\_\_
- 6 There are six cats. \_\_\_\_\_

**2**

Look at the pictures again. Ask and answer.



How many cats  
are there in  
picture a?

There are seven.



## Skills

1 CD 2  
50

Listen and tick (✓) the correct picture.



2

Write about your house.

I live in a nice house. There are three bedrooms, a kitchen, a dining room, a living room and hall. There isn't a cellar. I like my house.





# HABITATS

1

Look at the habitats. What colours are they?



polar region



ocean

The polar regions are white and blue.



jungle



desert



mountains

2

What do you find in the habitats?



sand



trees

You find sand in the desert.



rocks



coral



snow



**1 Think!** Where do you find the animals?


You find tigers in the jungle.



tiger



parrot



camel



goat



polar bear



shark



jellyfish



penguin

**2 Project** Make a habitat.





Create that!

1

CD 2  
51


Listen and imagine. Then draw your picture.



2

Show your picture to your friends.

This is my house.  
There are five  
bedrooms.



Yes, there is.

Is there a  
garden?



# Quiz time



- 1 What is this?  
 a a hall   b a dining room   c a cellar

- 2 There \_\_\_\_\_ three bedrooms.  
 a is   b are



- 3 Where is the lizard in the song?  
 a in the bathroom   b in the bedroom  
 c in the kitchen

- 4 How many cats are there in the bag?  
 a 2   b 3   c 4



- 5 Who isn't scared of the house?



- 6 How many rats are there in the house?  
 a 7   b 8   c 9

- 7 Circle the word with the different sound.  
 a hat   b help   c shoe



- 8 Where do you find coral?  
 a in the ocean   b in the mountains  
 c in the jungle




## 7

## Get dressed!

1 CD3  
02

Listen and look. Then listen and say the words.

2 CD3  
03

Listen and chant.

Put on your T-shirt.  
 Put on your trousers.  
 Put on your sweater.  
 Put on your socks.  
 Put on your shoes.  
 Put on your cap,  
 And now let's rap!

T-shirt, trousers,  
 Sweater, shoes,  
 Socks and cap.  
 Do the clothes rap!

Come on Whisper,  
 Time for school!



CD 3  
04

1 Look at the pictures and draw lines. Then listen and check.



- 1 Do you like these shoes?
- 2 No, I don't.
- 3 Yes, I do.
- 4 Do you like this T-shirt?

CD 3  
05Grammar  
focus

Listen and say.

Do you like this hat? Yes, I do.  
Do you like these shoes? No, I don't.



3 Look at the clothes. Ask and answer.

Do you like ... ?

Yes, I do.



Do you like this / these ... ?





I'm a cool, cool cat.  
Meow, meow, meow!  
I like this super hat.  
I'm a cool, cool cat.

Cool shoes and cool jackets,  
Cool socks and super shorts,  
Cool T-shirts and cool sweaters,  
And cool, cool, skirts.

We're cool, cool cats.  
Meow, meow, meow!  
We like these super hats.  
We're cool, cool cats ...  
Meow!



Look at the picture and say the colour of the clothes.

This hat is pink.

These socks are red.



1 CD 3 08

Listen and write the names.

Lara Emma Paul Ken



2 CD 3 09

Grammar focus


Listen and say.

Olivia's wearing a red sweater.  
 Is he wearing a blue T-shirt? Yes, he is.  
 Is she wearing brown shoes? No, she isn't.



3



Play the guessing game.



Is he / she +ing?

85









2 **Think!** Look at the picture and choose the correct sentence.




- 1 Oh no!
- 2 My coat isn't here.
- 3 Can you get my ball?
- 4 She's wearing my T-shirt!

3 Find who says ... Stop!



4  Listen and say.



Six spiders stop for sandwiches on the stairs.



Look and read. Write yes or no.



- 1 Naomi is wearing a black skirt. \_\_\_\_\_
- 2 James is wearing a red hat. \_\_\_\_\_
- 3 David is wearing a blue and red sweater. \_\_\_\_\_
- 4 Oscar is wearing a blue cap. \_\_\_\_\_
- 5 Amy is wearing a blue skirt and red socks. \_\_\_\_\_
- 6 Hannah is wearing green socks and black trainers. \_\_\_\_\_



## skills

1

Sticker

Think!

Ask and answer.

Is Tom riding a pony?

No, I think he's riding a bike.



Tom: ride

Emma: play

Kylie: eat

Fred: play

2

CD3  
14

Listen, check and stick.

3

Look at Activity 1 again. Choose and write.



Tom is wearing a blue helmet, a green jacket, black trousers and red shoes. He is riding a bike.

4

Play the mime game. Are you Tom, Emma, Kylie or Fred?

Who am I?

You're ...





# Materials

1 CD 3 15

Listen, read and draw lines.

Cotton comes from plants. You can wear cotton shorts and T-shirts.  
Leather comes from cows. You can wear leather shoes and jackets.  
Wool comes from sheep. You can wear woollen sweaters and socks.

1



4



2



5



3



6



2

Think!

Say the material for the clothes. Picture one is wool.

1



2



3



4



5



6





1 Look, read and write the words.



cool



strong



warm

1 Wool is \_\_\_\_\_.

2 Leather is \_\_\_\_\_.

3 Cotton is \_\_\_\_\_.

2 **Project** Make a poster with different materials.





Listen and act out with your teacher. Then listen again and number the pictures.



2

Read and number the sentences from the story.

☐ Turn around.

☐ Put the fly outside.

☐ Catch the fly.

☐ Oh no! The fly is on your nose.


☐ Open the window.

☐ You can see a fly on your jeans.

3

Listen to your friend and act out.

Put the bird outside.





# The dressing game

7





## 8

## The robot

1 CD3  
17

Listen and look. Then listen and say the words.

1 head

2 arm

3 fingers

4 hand

5 knee

6 leg

7 toes

8 foot

2 CD3  
18

Listen and chant.

Let's make a robot!  
 Here's the head.  
 Here's an arm.  
 Here's a hand.  
 Here are the fingers.

Here's a leg.  
 Here's a knee.  
 Here's a foot.  
 Here are the toes.  
 Thank you! Off it goes.



1 CD 3 19

Look and listen. What can Misty do?

I can't touch my toes.

I can't skip.

I can't stand on one leg.



2

Sticker

Read and stick. Help the Super Friends see Misty.

I can touch my toes.

I can skip.

I can stand on one leg.

3 CD 3 20

Grammar focus

Listen and say.

I can stand on one leg.  
She can skip.I can't touch my toes.  
He can't skip.

4

Make sentences.

Anna can ...


I can ...



Anna




Pete





1 CD3  
21


Listen and sing.



Larry Lizard

Can you guess who we are?  
Can you guess who we are?  
Listen and say who we are!

Who am I?  
I can sing.  
Who am I?  
I can swim.  
Who am I?  
I can jump up high.



Dan Dolphin

Who am I?  
I can run.  
Who am I?  
I can dance.  
Who am I?  
I can crawl and fly.



Bella Bird




Kate Kangaroo

Can you guess who we are? ...



Lucy Ladybird



Charlie Cheetah

2 CD3  
23

Listen again and say what the animals can do.

It's Bella Bird. She can sing.






1 CD3  
24

Look and say. Then listen and tick (✓) or cross (X).

play the piano   swim   ride a horse  
ride a bike   play tennis   dance

Number 1 is  
*play tennis.*

	1 	2 	3 	4 	5 	6 
 Sophie						
 Tom						

2 CD3  
25Grammar  
focus

Listen and say.

Can you swim?  
Can you dance?

Yes, I can.  
No, I can't.






3

Play the action game.








# The problem







2 **Think!** What does the robot say?



3 Find who says ... Give me the right leg.



4 CD3  
28 Listen and say.



Greg's got a big bag and a green go-kart.





1 CD 3 30

Listen and tick (✓) the box.

1 Can Patch swim?



2 Can Sue ride a bike?



3 Can Coco stand on one leg?



2

Ask your friends what they can do.

Can you ... ?	Name
<p>play the piano</p>	
<p>speak Spanish</p>	
<p>ride a horse</p>	
<p>play the guitar</p>	



## Skills

1

Look, read and draw lines.

- a I'm an Octo. I've got one head.  
I've got two legs and eight arms.  
I can dance.



- b I'm a Klump. I've got two heads.  
I've got six legs and I can run very  
fast, but I can't jump.



- c I'm a Dook. I've got two heads.  
I've got five legs and I've got ten  
feet. I can jump!




- d I'm a Zak. I've got one head,  
eight legs and four wings. I can  
fly but I can't jump.



2

Draw a funny animal and write about it.

I'm a Brog.  
I've got three heads,  
three legs and four  
arms. I'm green.  
I can dance.





# The Skeleton

1 CD3  
32

Listen and read. Write the words.

On this page you can see skeletons. Humans and some animals have got skeletons. The skeleton helps us to swim, walk, run, sit and stand.

1



\_\_\_\_\_

2



\_\_\_\_\_

3



\_\_\_\_\_

4



\_\_\_\_\_

5



\_\_\_\_\_

2

Look and match the animals with their skeletons.


1



2



3



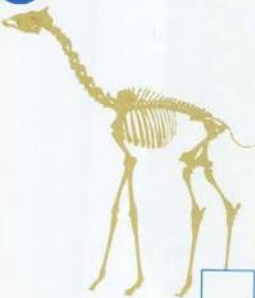
4



5



a



b



c



d




e





**1** What do you think? Read and answer.

The skeleton has got lots of bones.  
They are strong. Can you feel them?



**1** How many bones are in your arm?

**a** 1 **b** 2 **c** 3

**2** How many bones are in your finger?

**a** 1 **b** 2 **c** 3

**2** **Think!** Look at the bones and find them in your body.

**1**



head

**2**



knee

**3**



foot


**4**



arm

**3** **Project** Put the cut-outs together to make a skeleton.

Page 127



This is the head.



Create that!

1 CD 3 33

Listen and imagine. Then draw your picture.



2

Write about your picture. Then listen to your friends and guess.



My robot pet is a cat. It's got a lovely head. It's got four legs and a long tail. It's got big ears. It can dance. It's name is Robocat.



1

Make a poster.

# Our body

- a Write *Our body* on your poster.



- b Think of parts of the body and find pictures.



- c Cut out the pictures and stick them on your poster.



2

Play the memory game.

There is a boy and a girl.  
The boy has got ...



1 CD3  
34

Listen and look. Then listen and say the words.

1 catch a fish

2 paint a picture

3 eat ice cream

4 take a photo

5 listen to music

6 look for shells

7 read a book

8 make a sandcastle

2 CD3  
35

Listen and chant.

Eat ice cream,  
Yum, yum.  
Take photos,  
Click, click.  
Catch fish,  
Splish, splash.



Make castles,  
Dig, dig.  
Look for shells,  
Look, look.  
Play in the sun,  
It's lots of fun!



1 CD3  
36

Listen and number the pictures. Then write the words.

paint take look listen

2 CD3  
37Grammar  
focus

Listen and say.

Let's play the guitar.

Good idea.

I'm not sure.

Sorry, I don't want to.




3

Look and act out.

Let's ...

Good idea.





1 CD3  
38

Listen and sing.



Let's go to the beach.  
Let's look for shells.  
Let's play in the sand.  
Let's run hand in hand ...



Happy holiday,  
Happy holiday,  
For you and me.



Let's take a photo.  
Let's catch a fish.  
Let's swim in the sea,

1, 2, 3! ...



Happy holiday ...



2 CD3  
40

Listen again and number the pictures.



CD 3  
41

1 Listen and read. Tick (✓) the correct picture.



1 Where's the shell?  
It's on the sandcastle.



2 Where are the kites?  
They're in the blue and yellow toy box.



CD 3  
42

Grammar focus

Listen and say.



Where's the blue book? It's in the green bag.  
Where are the orange books? They're in the black bag.



3 Play the question game.


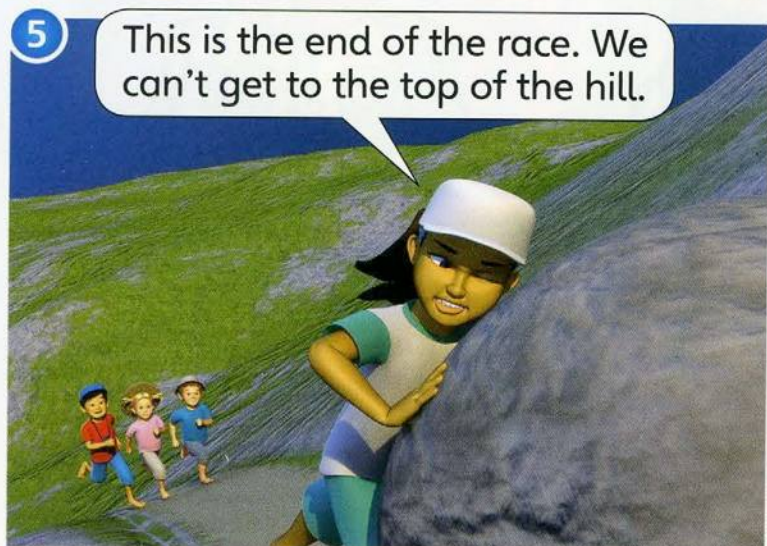


Where's ... ?

It's ...






# The top of the hill







2 **Think!** Read and write the names.

- 1 I'm super!
- 2 A race? I'm not happy about that.
- 3 Flash can't see it!
- 4 I really like my friends.

3 Find who says ...

Just wait and see.



4 **Listen and say.**



Jean keeps her teeth really clean.



# Read and write the country.

**Come to Australia.**  
Make a sandcastle on the beautiful beaches. See the animals: the kangaroo and the koala. Swim and snorkel in the sea.

**Come to Canada.**  
Catch a fish in one of the beautiful lakes. Take a photo of the big forests and high mountains. Watch the whales or go horse riding.

**Come to the UK.**  
See Buckingham Palace and the famous Tower Bridge in England. Go to Scotland and listen to the music of bagpipes.



a




b

c

2

CD3  
47

Listen and tick (✓) the country.

	1	2	3	4	5	6
						
						
						

3

Write about your country.

Come to Mexico. See the beautiful beaches and swim in the sea.



Skills

1

Sticker

Listen to your teacher and stick.



2

Look and say.

The ice cream is ...



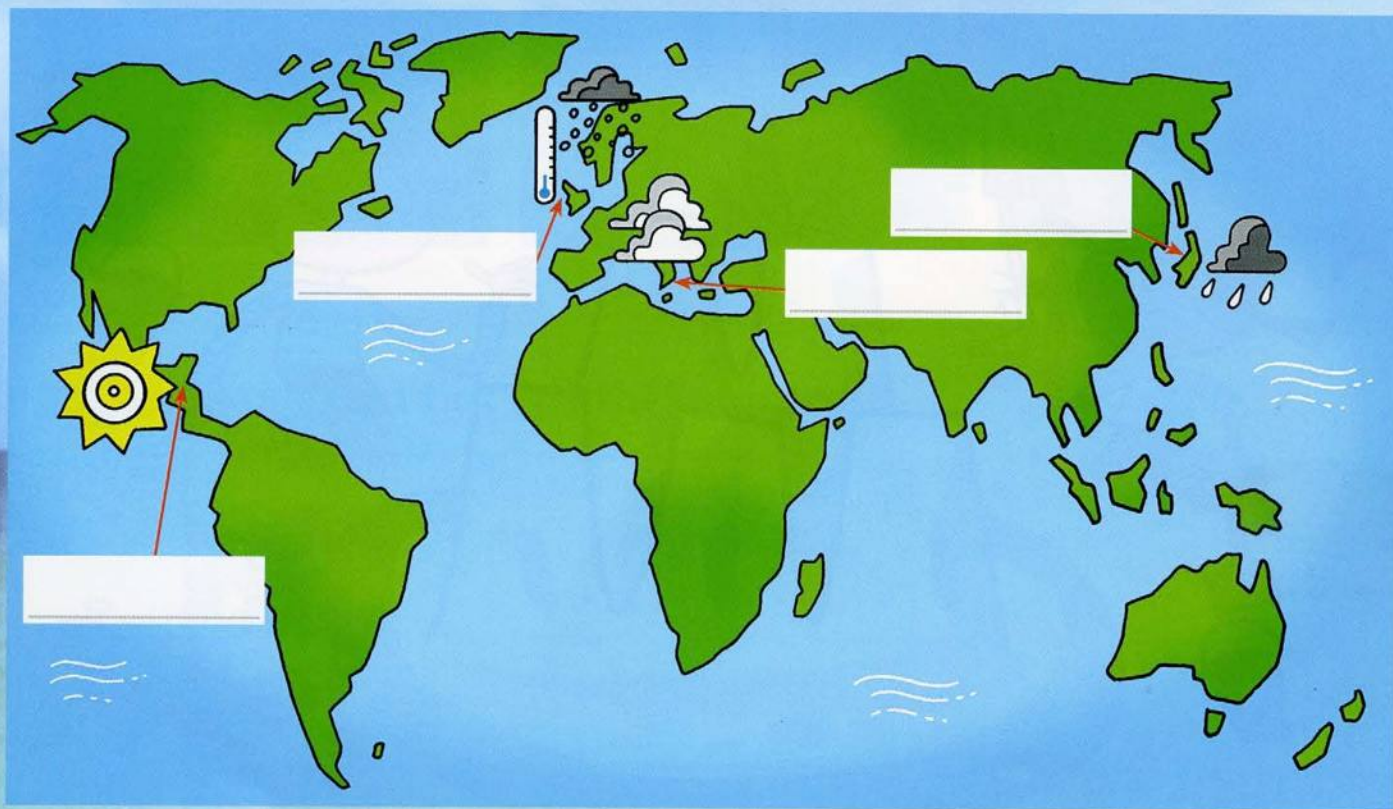
# Holiday weather

**1** Look and talk about the weather.

It's sunny and hot.



**2** **Think!** Read the sentences and write the countries on the map.



- 1 It's hot and sunny in Mexico.
- 2 It's cold and snowing in Scotland.
- 3 It's raining in Japan.
- 4 It's cloudy in Italy.



# 1 Read and draw lines. Write the countries on the postcards.

1 Dear Nathan.  
My holiday is great. It's snowing.  
It's very cold but it's fun.  
Bye, Daisy



2 Dear Emily.  
It's hot here. Very hot. It's sunny.  
I'm very brown. How are you?  
Bye, Dylan



3 Dear Adam.  
It's raining here but it's very beautiful.  
See you soon.  
Bye, Andrea



## 2 Project Write a weather diary.





Listen and act out with your teacher. Then listen again and number the pictures.



2

Read and number the sentences from the story.

- |  |   |
|--|---|
| <input type="checkbox"/> Goodbye ice cream!                      | <input type="checkbox"/> Ride to the beach.   |
| <input type="checkbox"/> You trip over your helmet.              | <input type="checkbox"/> Get a big ice cream. |
| <input type="checkbox"/> Stop and put your helmet on the ground. | <input type="checkbox"/> You're hot.          |

3

Listen to your friend and act out.

Make a sandcastle.





# Quiz time



- 1 Let's \_\_\_\_\_ a sandcastle.  
 a eat   b take   c make

- 2 Let's \_\_\_\_\_.

a play the guitar   b swim in the sea  
 c paint a picture



- 3 Where \_\_\_\_\_ the ice cream?  
 a is   b are

- 4 Who wants a race?

a



b



c



- 5 Who wins the race?  
 a Thunder   b Flash   c all the Super Friends



- 6 Circle the word with the different sound.  
 a cheese   b pet   c beach

- 7 Where do you find koalas?  
 a in the UK   b in Australia   c in Canada



- 8 What's the weather like?  
 a It's hot.   b It's cloudy.   c It's sunny.



# Festivals and cut-outs



# HALLOWEEN



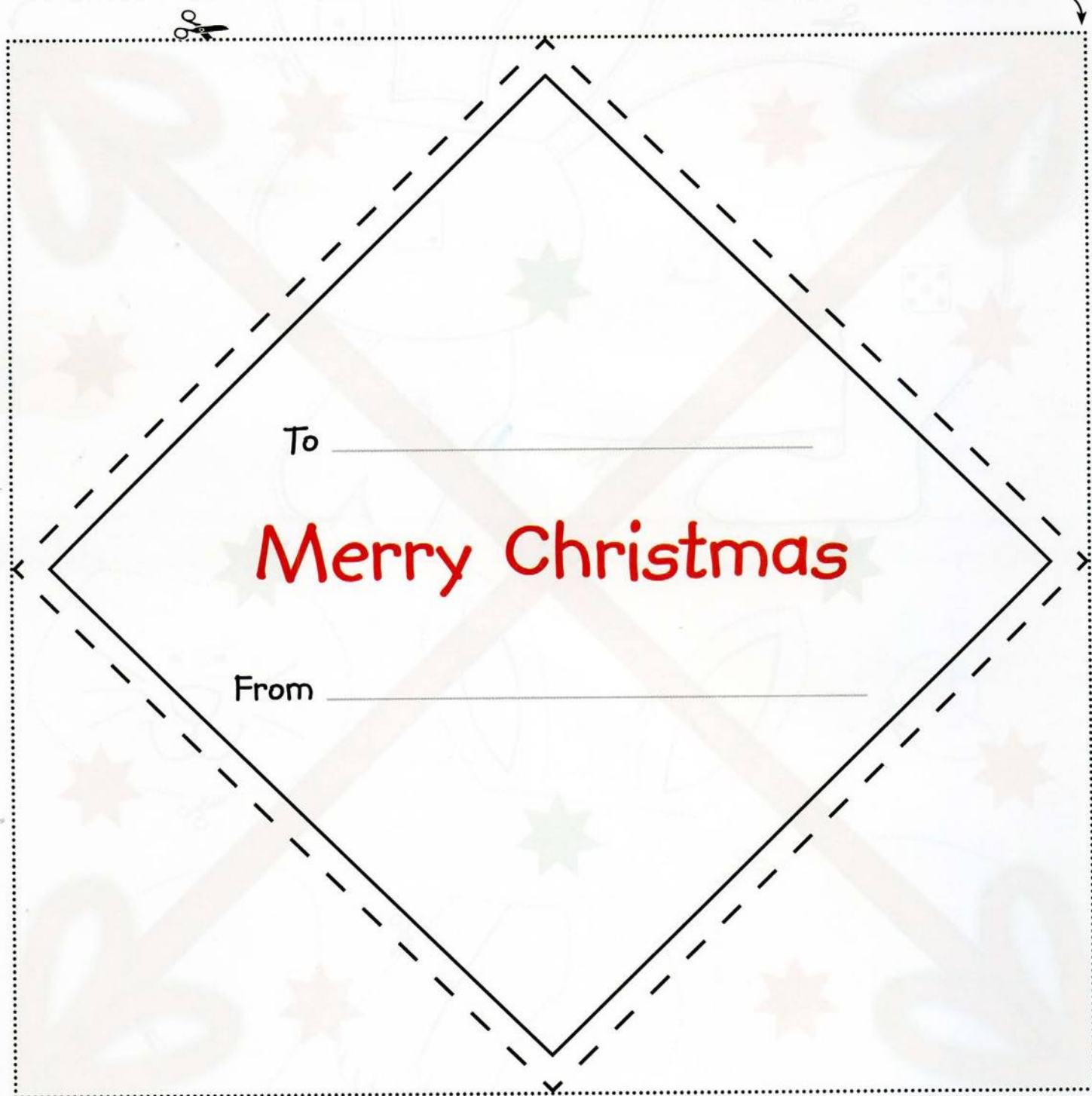







# Christmas

fold in from corners



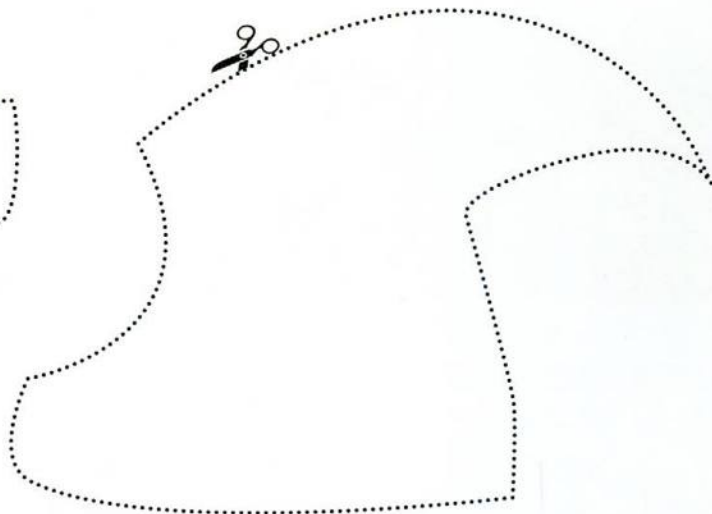
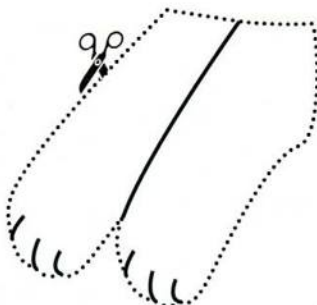

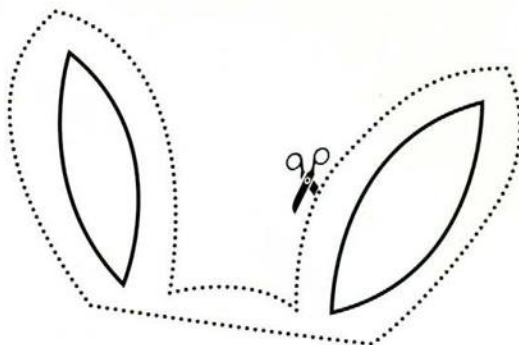



fold in from corners





# Easter









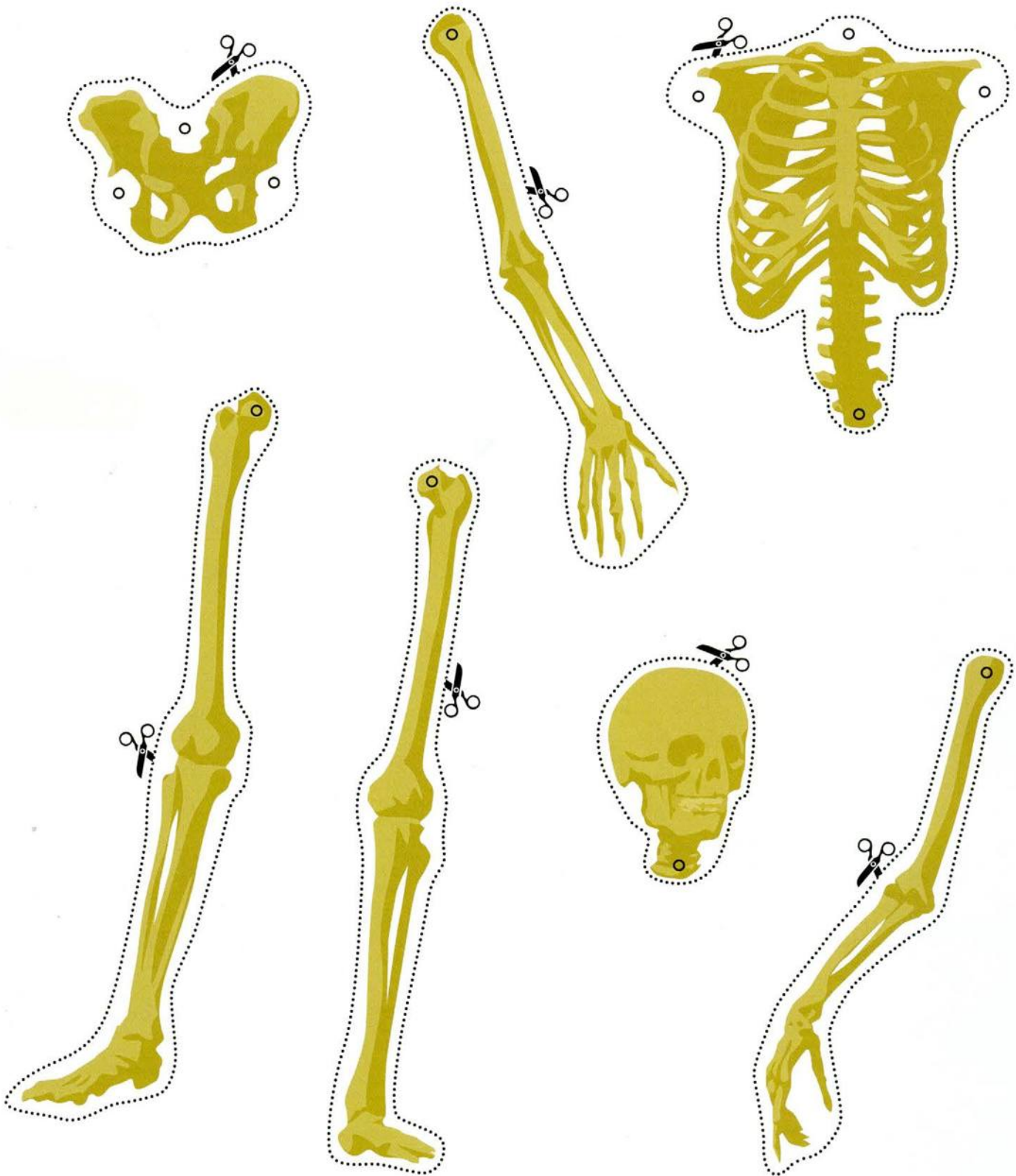














## Unit 8 Cut-out (page 103)











There are seven.

No, there aren't.

Yes, there are.

Yes, there is.





# Super Minds

## Student's Book 1

Are you ready to  
become one of the Super Minds?

This exciting seven-level course, from a highly experienced author team, enhances your students' thinking skills, improving their memory along with their English.

- Develop creativity with visualisation exercises and art and craft activities
- Explore social values with lively stories
- Encourage cross-curricular thinking with fascinating 'English for school' sections

The fabulous DVD-ROM features animated stories, interactive games and activities, lively songs with karaoke versions, and fun activities focusing on the key vocabulary and grammar of each unit.

FREE extra resources can be downloaded from  
[www.cambridge.org/elt/superminds](http://www.cambridge.org/elt/superminds)




Super Minds Level	CEF Level	Cambridge ESOL exams
Level 6	A2+	Key for Schools
Level 5	A2	Flyers
Level 4	A1	Movers
Level 3		Starters
Level 2		
Level 1		
Starter		


### Level 1

Student's Book with DVD-ROM  
Workbook  
Teacher's Book  
Teacher's Resource Book  
with Audio CD


Class Audio CDs  
Flashcards  
Classware and  
Interactive DVD-ROM



ISBN 978 0521 00705 4



ISBN 978 0521 18810 4



ISBN 978 0521 73180 5

Includes FREE  
stickers and  
cut outs!



**CAMBRIDGE**  
UNIVERSITY PRESS  
[www.cambridge.org](http://www.cambridge.org)

ISBN 978-0-521-14855-9



9 780521 148559 >